

Researcher Profiles

in Web of Science

Publons has joined Web of Science. Build, manage and maintain your scholarly presence with simple tools on one trusted platform—the Web of Science. Sign in and manage your profile at webofscience.com.

An example profile:

Author information:

- Preferred name
- A green check mark indicates a claimed and verified profile
- Published names and recent affiliations
- Awards
- Link to ORCID if enabled by the author

Manage your personalized Web of Science experience here. Add publications and peer reviews, and if you use Web of Science, manage your saved searches and alerts.

Publications can be added by claiming author records, or syncing with ORCID. By default Web of Science Core Collection publications are displayed. Check the box to also include publications from other sources.

Display your **peer reviews**, grant reviews, board memberships and editor records (those for which the researcher coordinated the review process).

Metrics Dashboard displays a summary of publication and citation data. Click the Dashboard button to reveal additional visualizations.

The **Author Impact Beamplot** provides normalized citation data for this author profile. Citation counts are compared to other documents of the same age, type and subject.

Author information:

- Preferred name
- A green check mark indicates a claimed and verified profile
- Published names and recent affiliations
- Awards
- Link to ORCID if enabled by the author

Manage your personalized Web of Science experience here. Add publications and peer reviews, and if you use Web of Science, manage your saved searches and alerts.

Publications can be added by claiming author records, or syncing with ORCID. By default Web of Science Core Collection publications are displayed. Check the box to also include publications from other sources.

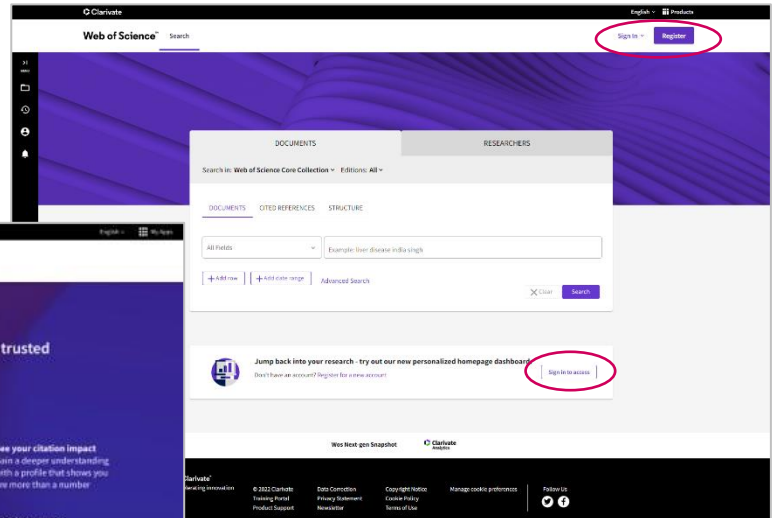
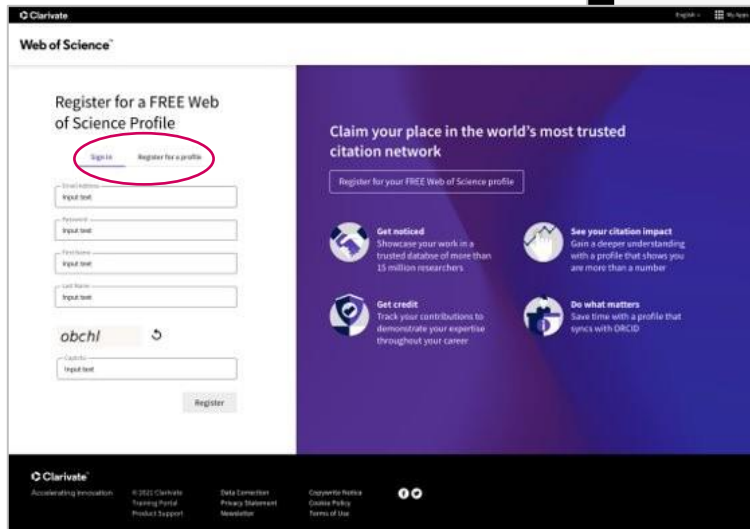
Display your **peer reviews**, grant reviews, board memberships and editor records (those for which the researcher coordinated the review process).

Metrics Dashboard displays a summary of publication and citation data. Click the Dashboard button to reveal additional visualizations.

The **Author Impact Beamplot** provides normalized citation data for this author profile. Citation counts are compared to other documents of the same age, type and subject.

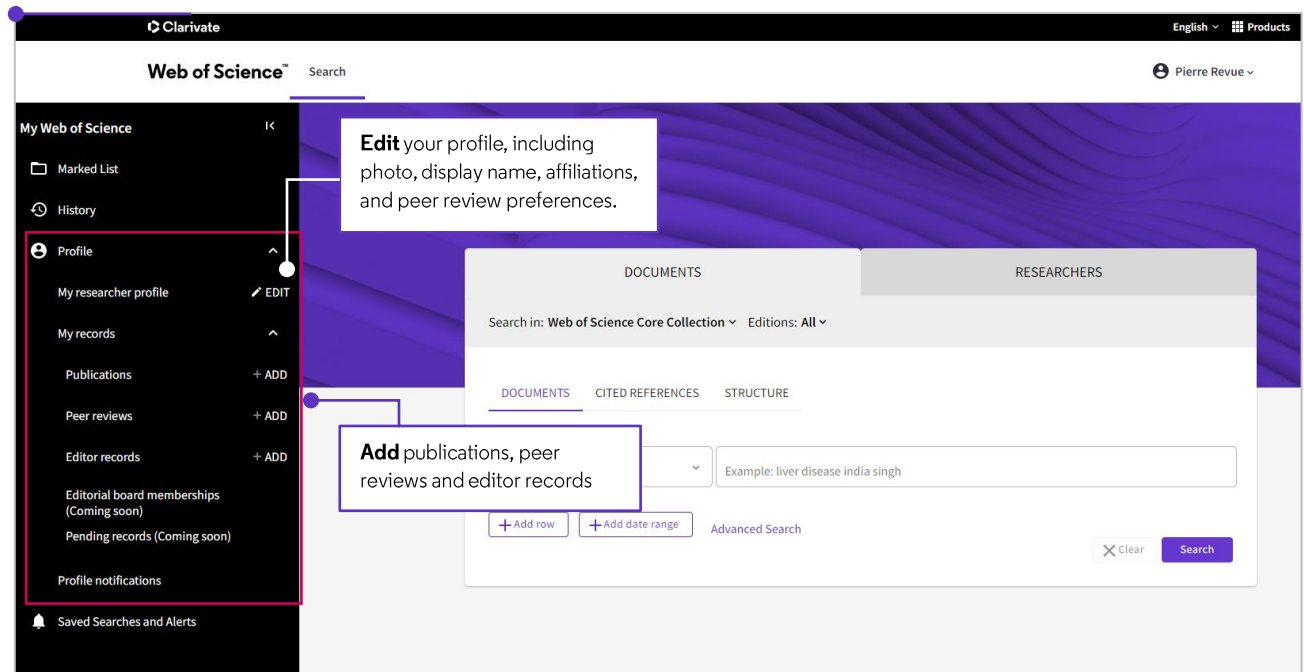
1. Sign in and manage your profile

From **webofscience.com** use your existing Publons or Web of Science credentials to sign in and manage your profile. If you're new register for a free account.



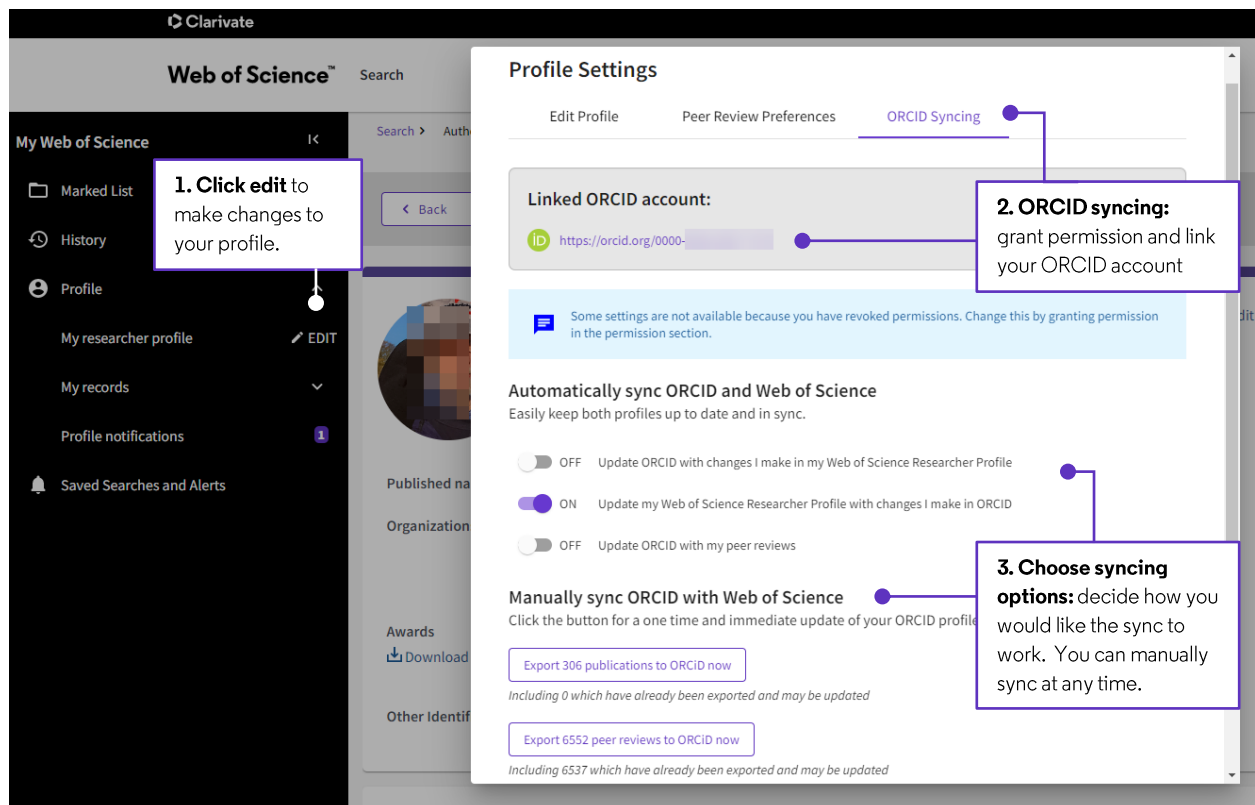
2. Add publications and peer reviews, edit your profile, and more...

Once logged in, use the left navigation menu to make changes to your profile.



3. Sync with your ORCID account

Keep both profiles up to date from one place. If you have already synced your Publons account to ORCID, no need to do it again. Those settings will be active in the new environment.



The screenshot shows the 'Profile Settings' page in the Web of Science interface, specifically the 'ORCID Syncing' tab. The page is divided into several sections:

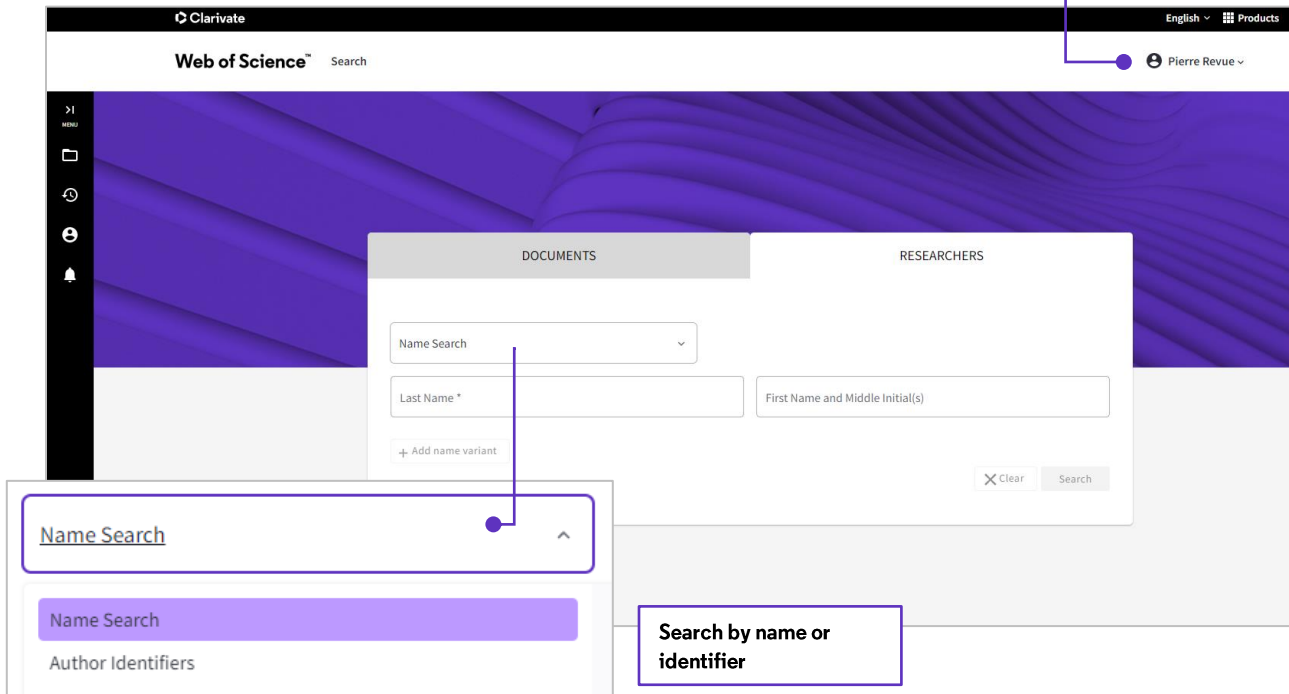
- Linked ORCID account:** Shows a linked ORCID account with the URL [https://orcid.org/0000-](https://orcid.org/0000-...). A callout box points to this section with the text: "2. ORCID syncing: grant permission and link your ORCID account".
- Automatically sync ORCID and Web of Science:** This section contains three toggle switches:
 - OFF Update ORCID with changes I make in my Web of Science Researcher Profile
 - ON Update my Web of Science Researcher Profile with changes I make in ORCID
 - OFF Update ORCID with my peer reviewsA callout box points to the 'ON' toggle with the text: "3. Choose syncing options: decide how you would like the sync to work. You can manually sync at any time."
- Manually sync ORCID with Web of Science:** This section includes two buttons for manual synchronization:
 - [Export 306 publications to ORCID now](#)
Including 0 which have already been exported and may be updated
 - [Export 6552 peer reviews to ORCID now](#)
Including 6537 which have already been exported and may be updated

On the left side of the interface, a callout box points to the 'EDIT' button next to 'My researcher profile' with the text: "1. Click edit to make changes to your profile."

4. Find peers and collaborators with Researcher search

As a **registered user**, search the claimed profiles of others by name or identifier. If you are also a Web of Science subscriber, searching also includes unclaimed author records and documents.

Sign into your profile to search



The screenshot shows the Web of Science search interface. At the top, there is a navigation bar with the Clarivate logo, 'Web of Science™ Search', and user options for 'English' and 'Products'. A user profile for 'Pierre Revue' is visible in the top right. The main search area is divided into two tabs: 'DOCUMENTS' and 'RESEARCHERS'. The 'RESEARCHERS' tab is active, showing a search form with a 'Name Search' dropdown menu, a 'Last Name *' field, a 'First Name and Middle Initial(s)' field, and an '+ Add name variant' button. A 'Search' button is at the bottom right of the form. A callout box points to the 'Name Search' dropdown, which is expanded to show 'Name Search' and 'Author Identifiers' options. Another callout box points to the 'Name Search' option in the dropdown, with the text 'Search by name or identifier'.

Still have questions about the new Web of Science Researcher Profile?

- Read our [detailed help articles](#)
- Visit our [learning portal](#) for online courses, videos and downloads.